

CHEROKEE SCOUT RESERVATION



2026

Cub Scout Overnight Camp Program Guide

Table of Contents



3 WHAT MAKES CHEROKEE SPECIAL

4 SAFE

5 LETTER FROM THE CAMP DIRECTOR

6 NATIONALLY ACCREDITED CAMP

6 PHOTO & IMAGE RELEASE NOTICE

6 INFORMATION SUBJECT TO CHANGE

6 NONDISCRIMINATION POLICY

6 WEBSITE INFORMATION

7 GENERAL CAMP INFORMATION

7 CAMPER TYPES & FEES

8 PAYMENT SCHEDULE & CAMPERSHIPS

8 ADULT SUPERVISION REQUIREMENTS

9 PROVISIONAL SCOUTS & DAY CAMPERS

10 HOW TO CONTACT US

10 EMERGENCY CONTACT INFO

10 MAILING TO YOUR SCOUT

11 SCOUTS WITH SPECIAL NEEDS

11 MOBILITY

11 DIETARY NEEDS

11 MEALS

11 TRADING POST

11 RELIGIOUS SERVICES

12 DAILY ADVENTURE SCHEDULE

12 CAMP PROGRAM & ACTIVITIES

12 FAMILY NIGHT

13 TIGER CUBS ADVENTURES

14 WOLF CUBS ADVENTURES

15 BEAR CUBS ADVENTURES

16 WEBELOS ADVENTURES

17 ARROW OF LIGHT ADVENTURES

18 TWILIGHT PROGRAM

19 PREPARING FOR CAMP

19 PRE-CAMP SWIM CHECKS

19 12-DAY-OUT MEETINGS

20 BSA HEALTH FORMS

20 PRE-CAMP MEDICAL FORM REVIEW

21 CAMPSITE INFORMATION

23 LEADER TENTS & INFORMATION

24 UNIT SUMMER CAMP PLANNING CALENDAR

26 CHECK-IN & CHECK-OUT PROCEDURES

27 CAMP SECURITY

27 UNIFORMS IN CAMP

27 BUDDY SYSTEM

28 HEALTH & SAFETY AT CAMP

28 INSURANCE

28 MEDICATION HANDLING

28 MEDICAL SERVICES

28 SCOUTS LEAVING CAMP EARLY

29 CODE OF CONDUCT

30 DEHYDRATION PREVENTION & SUN PROTECTION

31 TENT & ADIRONDACK DAMAGE POLICY

32 CAMP MAP



WHAT MAKES CHEROKEE'S CUB OVERNIGHT CAMP

Stand Out?

1 BUILT FOR CUBS

Designed specifically for Cub Scout-aged youth, with age-appropriate programming at every turn.

2 ACTION-PACKED & ENGAGING

Hands-on, high-energy activities that rotate every 10–15 minutes to keep Scouts moving and excited.

3 SMALL GROUPS, BIG FUN

Cubs traveling in small walking groups guided by staff, ensuring personalized attention and safe supervision.

4 ADVENTURE-FOCUSED DAYS

Each group visits two immersive program areas per day—keeping movement minimal and focus high.

5 RUN BY TRAINED ADULTS

Every adventure area is led by an adult to ensure quality instruction and safety.

6 HEALTHY FUEL

Mid-morning and afternoon snacks are included, along with kid-approved meals at every sitting.



7 BUILT-IN BREAKS

Siesta time after lunch helps Cubs (and adults) rest, recharge, and stay ready for the next adventure.

8 REAL-TIME RECOGNITION

Scouts earn awards immediately upon completing Adventures—no waiting!

9 PARENT/GUARDIAN INVOLVEMENT

Opportunities for family members to engage with their Cub and be part of the fun.

10 THE CSR DIFFERENCE

From Wi-Fi to Adirondacks our signature experiences set us apart from any other Cub camp.

Scouts and their parents expect all Scouting America activities to be conducted safely. To ensure the safety of participants, Scouting America expects leaders to use the four points of SAFE when delivering the Scouting program.



SUPERVISION

Youth are supervised by qualified and trustworthy adults who set the example for safety.

- Accepting responsibility for the well-being and safety of youth under their care.
- Ensuring that adults are adequately trained, experienced, and skilled to lead the activity, including the ability to prevent and respond to likely problems and potential emergencies.
- Knowing and delivering the program of Scouting America with integrity.
- Using qualified instructors, guides, or safety personnel as needed to provide additional guidance.
- Maintaining engagement with participants during activities to ensure compliance with established rules and procedures.

ASSESSMENT

Activities are assessed for risks during planning. Leaders have reviewed applicable program guidance or standards and have verified the activity is not prohibited. Risk avoidance or mitigation is incorporated into the activity.

- Predetermining what guidance and standards are typically applied to the activity, including those specific to Scouting America program.
- Planning for safe travel to and from the activity site.
- Validating the activity is age appropriate for Scouting America program level.
- Determining whether the unit has sufficient training, resources, and experience to meet the identified standards, and if not, modifying the activity accordingly.
- Developing contingency plans for changes in weather and environment and arranging for communication with participants, parents, and emergency services.

FITNESS AND SKILL

Participants' Annual Health and Medical Records are reviewed, and leaders have confirmed that prerequisite fitness and skill levels exist for participants to take part safely.

- Confirming the activity is right for the age, maturity, and physical abilities of participants.
- Considering as risk factors, temporary or chronic health conditions of participants.
- Validating minimum skill requirements identified during planning and ensuring participants stay within the limits of their abilities.
- Providing training to participants with limited skills and assessing their skills before they attempt more advanced skills.

EQUIPMENT AND ENVIRONMENT

Safe and appropriately sized equipment, courses, camps, campsites, trails, or playing fields are used properly. Leaders periodically check gear use and the environment for changing conditions that could affect safety.

- Confirming participants' clothing is appropriate for expected temperatures, sun exposure, weather events, and terrain.
- Providing equipment that is appropriately sized for participants, is in good repair, and is used properly.
- Ensuring personal and group safety equipment is available, properly fitted, and used consistently and in accordance with training.
- Reviewing the activity area for suitability during planning and immediately before use, and monitoring the area during the activity through supervision.
- Adjusting the activity for changing conditions or ending it if safety cannot be maintained.



A Letter From Our Camp Director

Dear Leaders,

I want to start by saying “Thank You.” Thank you for stepping up, for leading with heart, and for giving your Scouts the kind of experiences that shape who they become. I know the weight that comes with planning a summer camp experience. You’re not just choosing a place to camp—you’re choosing a place to grow, to connect, and to inspire. And you want to get it right!

At Cherokee Scout Reservation, we understand exactly what you’re looking for, because we’ve built our program around it. You want a camp that’s safe, welcoming, and enriching. One that meets the unique needs of every Scout in your unit. One that delivers not just checkboxes, but transformation.

This is where CSR shines.

Our Signature Elements are what set us apart, and they’re what your Scouts will talk about long after summer ends. From the thrill of our Aviation Lab, to the hands-on heritage of our Blacksmith Shop, the one-on-one attention in our Horsemanship experience, and the cozy comfort of our Adirondack shelters, everything at CSR is designed to provide a rich, unforgettable experience. And we balance that adventure with thoughtful amenities like camp-wide Wi-Fi, accessible facilities, and responsive staff support.

This isn’t just a camp, it’s a community. One where you’re supported, where your Scouts are seen, and where unforgettable memories are made every single day.

Whether this is your first time with us or you’ve been part of the CSR family for years, we’re grateful you’re here. Thank you for trusting us with your Scouts, and thank you for all you do to bring the mission of Scouting to life.

Let’s make this your best summer ever!

Yours in Scouting,
Bud Harrelson
Camp Director
Cherokee Scout Reservation



First, Let's Cover Some Legal Stuff... Be Sure to Take Notes!

Nationally Accredited Camp

Cherokee Scout Reservation is a nationally accredited camp by the National Council of Scouting America. Regionally trained appraisers inspect the camp annually. Keystaff members are trained through the Scouting America National Camp School. Staff members are trained in CPR and basic first aid.

Photo & Image Release Notice

By attending Cherokee Scout Reservation summer camp, you agree to allow Cherokee Scout Reservation and the Old North State Council to use your image for promotional purposes. Photos and video images may be used in, but not limited to, print publications, online publications, videos, presentations, websites, and social media.



Information Subject to Change

The information within this guide is subject to change. Check the website for the most recent and up-to-date version.

Nondiscrimination Policy

It is the policy of the Cherokee Scout Reservation not to discriminate against any person on the basis of race, color, national origin, religion, age, sex (including pregnancy, childbirth, gender expression, breastfeeding, or related medical condition), gender, sexual orientation, gender identity, marital or familial status, genetic information, citizenship status, ability, or any other legally protected characteristic in the administration of our program. Cherokee Scout Reservation will make accommodations, as far as is practical, to meet the needs of a person with disabilities as directed by the Americans with Disabilities Act of 1990. Any camper or leader with a disability requiring assistance of the camp staff should contact the camp director at least 12 days prior to arrival at summer camp. To report a violation of this policy, please contact Old North State Council Director of Support Services, Bud Harrelson at 336-378-9166 or bud.harrelson@scouting.org.

Website

For all of your camp needs, be sure to check our website – csr.camp.

General Camp Information

CAMP DATES SUMMER 2026

Session 1: August 2-5 **Session 2:** August 5-8

Camper Type	Fee	Notes
Cub Scout	\$270	All-inclusive; same rate for in-council and out-of-council Scouts
Early bird Discount	\$240	Must pay in full by April 23 at 11:59 PM
Late Fee	\$10	Applies if payment is made after May 21
Provisional Scout	\$270	For Scouts attending without their unit; must attend with parent
Provisional Adult	\$140	Must hold an unexpired Safeguarding Youth Certificate
Day Camper (Scout)	\$130	Participates from 9:00 AM – 5:00 PM; Must attend with parent.
Day Camper (Adult)	\$50	Must accompany Scout; must hold a Safeguarding Youth Certificate
Adult Leader	\$140	3 leaders per pack are free; fees due by May 21
Den Chief	\$100	Fee due by May 21

- A \$100 non-refundable deposit is required to reserve a campsite (applied to final balance).
- Units can select **3 preferred campsites** when reserving.
- Campsite assignments will be made by the Camp Director to:
 - Maximize bed capacity
 - Meet Safeguarding Youth requirements
 - Minimize walking distances
 - Final campsite and adirondack assignments will be shared **after July 1**.



PAYMENT SCHEDULE

Payment	Amount	Due Date
Payment 1	\$135	April 23
Payment 2	\$135	May 21



REFUND POLICY

- **Payment 1 (\$135) is non-refundable**, but it can be transferred to another Scout in your unit.
- **Refunds over \$135 will not exceed 50%**, regardless of the reason.
- All refund requests should be submitted by the unit leader during the 12-Day-Out Meeting.
- No refunds will be granted after your unit's 12-Day-Out Meeting **unless**:
 - The Scout becomes ill (requires a doctor's note)
 - There is a death in the family
- Refunds will be processed within 30 days to the original credit card via Black Pug.

CAMPERSHIP (FINANCIAL ASSISTANCE)

- Available for any Scout, in-council or out-of-council, for whom the fee is a financial hardship.
- Covers up to \$90 (of the camp fee).
- Deadline to apply: April 23
- Application form available at: csr.camp/forms

ADULT SUPERVISION REQUIREMENTS

Scout Type	Required Ratio
Tiger Cub	1 Scout : 1 Adult Partner
Wolf or Bear Cub	2 Scouts : 1 Adult Leader
Webelos or Arrow of Light	4 Scouts : 1 Adult Leader

Additional Requirements:

- Units with female Scouts must have at least one female adult leader age 21+ present at all times.
- **All adults spending one or more nights at camp must complete Safe Guarding Youth certification.**
- **Packs receive 3 adult leaders at no cost**
 - One leader should be available each day at 9:15 AM for a check-in with the Camp Director
- Extra adult leaders pay **\$140** (due by May 21)

Verification of registration and Safe Guarding Youth status will occur at the 12-Day-Out Meeting.



PROVISIONAL SCOUTS

For Scouts whose pack is not attending camp but still want to experience the fun!

Requirements & Details:

- Scouts attend as part of a Provisional Unit led by trained staff (both male and female leaders present).
- Parent/guardian must attend with the Scout and must hold an unexpired Safe Guarding Youth certification.
- Limited to **20 Scouts per session**.

Cost:

- Scout: \$270
 - Eligible for early bird discount of \$240 if paid by April 24
- Parent/Guardian: \$140 Non-refundable deposit: \$135
 - Final payment for both Scout and parent is due May 21

DAY CAMPERS

For families who prefer a **non-overnight experience** while still participating in full-day camp fun.

Schedule:

- 9:00 AM – 5:00 PM (Monday–Tuesday or Thursday–Friday, depending on session)

Cost:

- Scout: \$130
- Parent/Guardian: \$50
- Non-refundable deposit: \$65
 - Final payments due by May 21

Important Notes:

- Day campers are not eligible for early bird discounts.
- Parent/guardian must attend and hold an unexpired Safe Guarding Youth certification.

All registration and payment is done online via Black Pug.

SA Health Forms submitted during registration process.



How to Contact Us

Before June 10

Old North State Council
1405 Westover Terrace
Greensboro, NC 27408
336-378-9166

After June 10 (During Camp)

Cherokee Scout Reservation
3296 Boy Scout Camp Road
Yanceyville, NC 27379
336-694-6440
campatcherokee@gmail.com

MAILING TO YOUR SCOUT

Be sure to include full name and pack info.

Example:

[Scout's Name]
Pack [Unit Number]
Cherokee Scout Reservation
3296 Boy Scout Camp Road
Yanceyville, NC 27379

When emailing or submitting forms, include:

Unit Type (Pack), Unit Number, Session Number
(e.g., "Pack 13, Session 2")

EMERGENCY PHONE

336-694-6440
(For emergencies **only** during camp session)

GENERAL CONTACT

Camp Director:

Bud Harrelson
bud.harrelson@scouting.org

Insurance Questions:

Nita Grubbs
nita.grubbs@scouting.org, 336-378-9166



Special Needs & Accommodations

Cherokee Scout Reservation strives to make camp accessible to all Scouts and leaders.

During registration in Black Pug, leaders must enter any:

- Medical concerns
- Allergies
- Dietary restrictions (Health or Religious Belief)
- Mobility needs

- All requests will be reviewed and confirmed at the **12-Day-Out Meeting**.

MOBILITY

- If a Scout or adult has mobility limitations, the **best solution** is to bring your own golf cart.
- Golf carts must meet the **CSR Golf Cart Policy** requirements.
- If a cart cannot be provided, the **camp will offer mobility support**.

DIETARY NEEDS & TIPS

- Peanut-free dining hall A salad bar is available daily at lunch and dinner.
- We do our best to accommodate all special diets with suitable alternatives.
- Bring extra food/snacks if needed for your Scout's comfort.
- Limited cold storage is available in the Dining Hall's walk-in coolers.

TRADING POST

The camp Trading Post is stocked with:

- Toiletries (toothbrushes, flashlights, batteries, etc.)
- Snacks and refreshments
- Camp gear and souvenirs
- Average Scout Spending: ~\$50
- Scouts are responsible for managing their own money.

RELIGIOUS SERVICES

- Daily **Scouting Vespers** take place during morning flag ceremonies.

MEALS

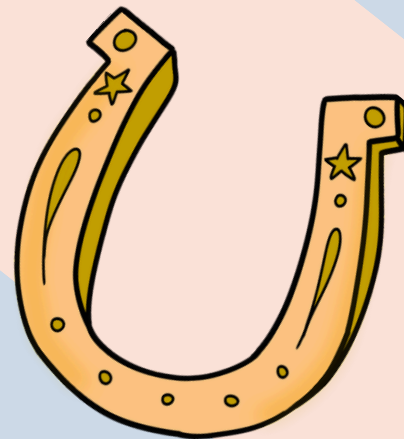
- All meals are served cafeteria-style in the air-conditioned Dining Hall.

Key Info:

- Units are assigned to a specific meal shift and will sit together.
- Menus are created by a certified nutritionist and may vary by week.

Special Diets:

- Be sure to note all dietary needs during registration in Black Pug.



Camp Programs, Adventures & Activities

Cub Scouts at Cherokee Scout Reservation participate in structured Adventures designed for their rank level (Tiger, Wolf, Bear, Webelos, or Arrow of Light).

How It Works:

- Scouts complete Adventures in den-based groups.
- Each Scout participate in 4 adventure periods over the course of camp.
- Adventures take place during two full days:
 - Day 2 (Monday or Thursday)
 - Day 3 (Tuesday or Friday)
- Each Adventure session is 3 hours and 15 minutes long, allowing Scouts to:
 - Complete the Adventures in one sitting
 - Minimize walking between areas
 - Experience a sense of accomplishment

Sample Day Adventure Schedule

Day 2 – Adventure Day 1

7:45 AM – Breakfast
8:30 AM – Flag Raising
8:45 AM – 12:00 PM – Adventure Session 1
9:15 AM – Leader Meeting
12:00 PM – Lunch
1:00 PM – Rest Time
1:45 PM – Gathering at Flag Pole
2:00 PM – 5:15 PM – Adventure Session 2
5:45 PM – Supper
6:30 PM – Flag Lowering
6:45 PM – 8:00 PM Twilight Activities
9:00 PM – Taps

Day 3 – Adventure Day 2 + Family Night

7:45 AM – Breakfast
8:30 AM – Flag Lowering
8:45 AM – 12:00 PM – Adventure Session 3
9:15 AM – Leader Meeting
12:30 PM – Lunch
1:00 PM – Rest Time
1:45 PM – Gathering at Flag Pole
2:00 PM – 5:15 PM – Adventure Session 4
5:30 PM – Family & Visitor Night Begins
5:45 PM – Supper
7:00 PM – Flag Lowering
7:15 PM – Camp Fire
8:30 PM – Family & Visitors Depart
9:00 PM – Taps

FAMILY NIGHT

Each camp session includes a family & visitors night: Tuesday or Friday, 5:30 PM – 9:00 PM


What to Expect:

- Families and friends are invited to camp for a flag ceremony and an exciting campfire.
- Many units bring covered dishes for a potluck-style meal.
- If your unit prefers not to coordinate food, Cherokee will provide a simple meal in the dining hall at no cost for campers & adult leaders. Visitors are not included in this opportunity.
- If your unit needs dining hall meals for Family Night, notify the Camp Director at your **12-Day-Out Meeting**.










Tiger Cub Adventures

Adventures	Requirements Covered	Requirements NOT Covered
 <p>Magic Mysteries</p>	<p>1, 2, 3, 4 Completed</p>	
 <p>Floats & Boats</p>	<p>1, 2, 3 Completed</p>	
 <p>Tiger on the Water</p>	<p>1, 2, 3, 4, 5, 6 Completed</p>	
 <p>Fish On</p>	<p>1, 2, 3, 4 Completed</p>	
 <p>Champions of Nature - Tiger</p>	<p>1, 2, 3, 4 Completed</p>	
 <p>Archery - Tiger</p>	<p>1, 2, 3, 4, 5, 6, 7 Completed</p>	
 <p>BB Gun - Tiger</p>	<p>1, 2, 3, 4, 5, 6, 7, 8 Completed</p>	
 <p>Let's Camp - Tiger</p>	<p>1, 2, 3, 4, 5, Completed</p>	
 <p>Race Time - Tiger</p>	<p>1, 2, 3, 4 Completed</p>	









Wolf Cub Adventures

Adventures	Requirements Covered	Requirements NOT Covered
 Paws for Water	1, 2, 3, 4, 5, 6 Completed	
 A Wolf Goes Fishing	1, 2, 3, 4, 5 Completed	
 Let's Camp Wolf	1, 2, 3, 4, 5, Completed	
 Archery-Wolf	1, 2, 3, 4, 5, 6, 7 Completed	
 BB Gun-Wolf	1, 2, 3, 4, 5, 6, 7, 8 Completed	
 Champion of Nature-Wolf	1, 2, 3, 4 Completed	
 Digging in the Past	1, 2, 3 Completed	
 Race Time-Wolf	1, 2, 3, 4, 5 Completed	
 Finding Your Way	1, 2, 3, 4, 5 Completed	
 Spirit of the Water	1, 2, 3, 4 Completed	





Bear Cub Adventures

Adventures	Requirements Covered	Requirements NOT Covered
 <p>Salmon Run</p>	<p>1, 2, 3, 4, 5, 6 Completed</p>	
 <p>A Bear Goes Fishing</p>	<p>1, 2, 3, 4, 5, 6 Completed</p>	
 <p>Let's Camp-Bear</p>	<p>1, 2, 3, 4, 5, Completed</p>	
 <p>Archery-Bear</p>	<p>1, 2, 3, 4, 5, 6, 7 Completed</p>	
 <p>Sling Shot-Bear</p>	<p>1, 2, 3, 4, 5, 6, 7, 8 Completed</p>	
 <p>BB Gun-Bear</p>	<p>1, 2, 3, 4, 5, 6, 7, 8 Completed</p>	
 <p>Champions of Nature-Bear</p>	<p>1, 2, 3, 4, 5 Completed</p>	
 <p>Balancing Bear</p>	<p>1, 2, 3, 4 Completed</p>	
 <p>Whittling</p>	<p>1, 2, 3, 4 Completed</p>	
 <p>Race Time-Bear</p>	<p>1, 2, 3, 4, 5 Completed</p>	








Webelos Adventures

Adventures	Requirements Covered	Requirements NOT Covered
 Aquanaut	1, 2, 3, 4, 5, 6 Completed	
 Catch the Big One	1, 2, 3, 4, 5, 6, 7 Completed	
 Let's Camp-Webelos	1, 2, 3, 4, 5, 6, 7, 8, 9 Completed	
 Tech on the Trail	1, 2, 3, 4 Completed	
 Archery-Webelos	1, 2, 3, 4, 5, 6, 7 Completed	
 Sling Shot-Webelos	1, 2, 3, 4, 5, 6, 7, 8 Completed	
 BB Gun-Webelos	1, 2, 3, 4, 5, 6, 7, 8 Completed	
 Champions of Nature-Webelos	1, 2, 3, 4, 5, 6 Completed	
 Race Time-Webelos	1, 2, 3, 4, 5 Completed	





Arrow of Light Adventures

Adventures	Requirements Covered	Requirements NOT Covered
 Into the Woods	1, 2, 3, 4, 5 Completed	
 Knife Safety	1, 2, 3, 4, 5 Completed	
 Engineer	1, 2, 3, 4, 5 Completed	
 Fishing	1, 2, 3, 4, 5, 6, 7 Completed	
 Estimations	1, 2, 3, 4 Completed	
 Champions of Nature-AOL	1, 2, 3, 4, 5, 6 Completed	
 High Tech Outdoors	1, 2, 3, 4 Completed	
 Race Time-AOL	1, 2, 3, 4, 5 Completed	
 Swimming	1, 2, 3, 4 Completed	
 Fun Climb	(not an advancement)	



Twilight Program

After supper on Day 2 (Monday/Thursday), Scouts will continue to participate in Adventures. Each den will have an opportunity to participate in a twilight activity that is advancement oriented, just for fun, or experience related.

- Adult leaders will accompany their Scouts to Twilight programs
- Availability of all Twilight activities is subject to weather conditions.
- The Gaga ball, basketball, horseshoe, and soccer areas are always available in the evenings. Equipment is available for checkout at the Trading Post.



Preparing for Camp

Getting your unit ready for camp is key to a smooth, successful experience. Below are the essential steps to complete before arriving at Cherokee Scout Reservation.

PRE-CAMP SWIM CHECKS

- **Only AOL Scouts need a swim check.**
- Swim checks are encouraged before camp to streamline check-in. Must follow
- Scouting America swim test guidelines (found at csr.camp/forms).
- Submit both of the following forms at your 12-Day-Out Meeting:
 - Swim Test Classification Record
 - Swim Check Guideline Agreement
- Tests can be completed by a **Swim & Water Rescue certified leader or at a council-sponsored swim check.**

12-DAY-OUT MEETINGS

Held at the Old North State Council Office (Greensboro), these meetings are required for all attending units.

What You'll Do

1. Finalize all camp payments
2. Submit pre-camp swim check forms
3. Confirm dietary and mobility needs
4. Verify leader registration and SAFE Guarding Youth Certification.
5. Finalize campsite sleeping arrangements.



Meeting Dates:

Session 1: Tuesday, July 14
Session 2: Friday, July 17

Out-of-council units may attend via phone or video call and submit forms in advance.

Preparing for Camp

BSA HEALTH FORMS

- All Scouts and adult leaders must submit Parts A, B, & C of the official Scouting America Health Form (2019 version).
- Only official Scouting America forms are accepted.
- Proof of insurance must accompany the health form.
- Forms are required annually.
- Best Practice! This is a good time to update the paper copy of the health form the unit has on file for unit activities.



PRE-CAMP MEDICAL FORM REVIEW

To speed up check-in and ensure all records are in order:

- Health forms must be submitted two weeks prior to units arrival in camp.
- Camp health officers will review forms ahead of time and contact leaders if any follow-up is needed.

Important:

All Scouts and leaders will still complete a medical re-check at camp upon arrival.

DATE HEALTH FORMS ARE DUE

Session 1 - Sunday, July 19 @ 12:00 am

Session 2 - Wednesday, July 22 @ 12:00 am

Campsite Information

Campsite capacities are for youth. Each campsite provides one tent for two adults. We will put up more tents to accommodate additional adult leaders and den chiefs.

Campsite	Scouts	Adirondacks	Shelters
Apache A	12	3	Adirondacks #1-3; Tarp
Apache B	12	3	Adirondacks #4-6; Shelter 12' x 14'
Chippewa A	20	5	Adirondacks #1-5; Tarp
Chippewa B	20	5	Adirondacks #6-10; Shelter 30'x40'
Deleware A	20	5	Adirondacks #1-5; Shelter 30'x40'
Deleware B	20	5	Adirondacks #6-10; Shelter 12'x14'
Kiowah A	16	4	Adirondacks #1-4; Tarp
Kiowah B	16	4	Adirondacks #5-8; Shelter 12'x14'
Mohawk A	20	5	Adirondacks #1-5; Shelter 12'x14'
Mohawk B	20	5	Adirondacks #6-9; Tarp
Ossipee	20	5	Adirondacks #1-5; Shelter

Campsite Information

Campsite	Scouts	Adirondacks	Shelters
Pawnee A	24	6	Adirondacks #1-6; Tarp
Pawnee B	24	6	Adirondacks #7-12; Shelter 12'x14'
Saura A	24	5	Adirondacks #1-5; Shelter 30'x40'
Saura B	16	4	Adirondacks #6-9; Tarp
Seneca A	12	3	Adirondacks #1-3; Shelter 12'x14'
Seneca B	12	3	Adirondacks #4-6; Tarp
Shoshone	20	5	Adirondacks #1-5; Shelter 12'x14'
Sioux A	20	5	Adirondacks #1-5; Shelter 12'x14'
Sioux B	20	5	Adirondacks #6-10; Tarp
Sioux C	20	5	Adirondacks #11-15; Shelter 30'x40'

All campsites DO have electricity! Electrical outlets and overhead LED lights available in all shelters & tarps. The electricity provided in the campsite is to power CPAP machines and charge electronic devices. Extension cords are not provided. Battery backs are encouraged.



LEADER TENTS

- Each campsite includes one leader tent for two adults.
- Additional adult leaders may be asked to bring their own tents.
- Indicate the number of male and female adult leaders attending in your 12-Day-Out Meeting to assist with sleeping arrangements.

INTERNET ACCESS

- Wi-Fi is available throughout most of camp!
- It's stronger than in years past but may not match home-level speed.
- Ideal for leader communication, quick updates, and basic access.

DAILY LEADER MEETING

- Quick check-ins to review logistics and updates
- Sunday: 7:00 PM at the Dining Hall
- **Day 2 & Day 3:** 9:15 AM at the Dining Hall
- One of your three free leaders should plan to attend

HEADQUARTERS BUILDING

Open to adult leaders for quiet work, internet access, or catching up on business.

Hours:

- Sunday: 2:00–6:00 PM, 7:00–10:00 PM
- Monday–Friday:
 - 8:00 AM–12:00 PM
 - 1:00 PM–6:00 PM
 - 7:00 PM–8:45 PM
- Saturday: 7:00–9:00 AM



LEADER MUGS

As a small thank you, every adult leader who stays the full camp session will receive a special edition Leader Mug. Enjoy your coffee with pride—you've earned it!



Unit Summer Camp Planning Calendar

Date	Action Item
<p>February – March 2026</p>	<ul style="list-style-type: none"> • Attend Summer Camp Kick-off • Submit campsite reservation deposits • Review camp plans; notify Scouts and families of camp dates • Recruit adults to serve as unit leaders • Ensure adults staying overnight hold an unexpired Safeguarding Youth Certificate. • Host a Unit Camp Promotion Night
<p>Unit Camp Promotion Night</p>	<ul style="list-style-type: none"> • Describe camp program and pack plan • Provide adventure info • Distribute and explain BSA Health Form Review payment plan and collect deposits • Promote Provisional Camper option • Promote t-shirt pre-orders • Begin fundraising • Schedule pre-camp swim checks for AOL Scouts • Parents who are staying overnight must hold current Safeguarding Youth Certificate. • All other adults must be members of Scouting America with a completed criminal background check and unexpired Safeguarding Youth certificate
<p>April 23, 2026</p>	<ul style="list-style-type: none"> • Early Bird payment due - \$240 • Payment 1 due - \$135 • Campership applications due
<p>April – May 2026</p>	<ul style="list-style-type: none"> • Collect and submit remaining payments • Submit Campership applications • Gather dietary and physical needs info • Gather Range & Target Activities Hold Harmless Forms • Arrange transportation • Collect BSA Health Forms • Finalize t-shirt and adult mug pre-orders • Code of Conduct forms

Date	Action Item
May 21, 2026	<ul style="list-style-type: none"> • Payment 2 due - \$135 • Adult leader fees due - \$140 • Den chief fees due - \$100
12 Days Before Camp	<ul style="list-style-type: none"> • Attend 12-Day-Out Meeting • Submit Safeguarding Youth aging report • Submit swim checks & code of conduct • Alert camp of dietary/mobility needs • Make any final payments
One Week Before Camp	<ul style="list-style-type: none"> • Prepare pack and den equipment • Finalize transportation • Collect any outstanding forms/payments not submitted earlier
Departure	<ul style="list-style-type: none"> • Depart for camp to arrive by 1:00 PM • Complete BSA Pre-Event Medical Screening Checklist



Check-In and Check-Out Procedures

Check-In Day 1 (1:00-2:30PM)	Check-Out Day 4 (by 9:00AM)
Arrive as a unit (not individually) as close to 1PM as possible 	Pack all gear the night before 
Park in designated lot (gear vehicles go to campsite) 	Sweep, clean, and inspect campsite 
Staff-led camp tour (dining hall, flag pole, unit photo, etc.) 	Trash removed and washstand hosed down 
Medical re-check at campsite 	2 vehicles may enter to load gear 
Complete swim checks (if not done in advance) 	Return equipment to Quartermaster 
Change into field uniform for dinner 	Pick up medications at Health Lodge 
Scouts have fun at evening program & opening campfire! 	Final inspection with campsite host 
Attend evening Adult Leader meeting at 7:00 PM 	Depart camp with memories made 



Camp Security



Cherokee Scout Reservation is committed to maintaining a **safe and secure environment** for all Scouts, leaders, staff, and visitors. Below are the key policies in place to ensure everyone's safety:

IDENTIFICATION & WRISTBANDS

- All campers, staff, and visitors must wear a wristband at all times to identify them as authorized participants.
- Wristbands are distributed during check-in and must be worn throughout the session.
- Anyone seen without a wristband should be escorted to the camp office to sign in.

VISITOR CHECK-IN

All visitors must:

- Check in at the camp office
- Present a valid ID
- Receive a visitor wristband
- Sign out when leaving camp

This helps us maintain an accurate count of all people on camp property at all times.

BUDDY SYSTEM

The buddy system is always in effect at camp—for Scouts, leaders, and staff.

No one should walk alone on trails, roads, or in campsites—especially at night or in poor weather.



UNIFORM GUIDELINES

Field Uniform (Class A) is encouraged for Flag Ceremonies and Dinner.

- Activity Uniform (Class B) is appropriate at all other times.
- Closed-toe & closed-heel shoes are required at all times (except at waterfront or showers).
- No crocs, flip-flops, or sandals outside of shower/waterfront areas.
- All uniforms should be worn neatly and respectfully, in line with the Scouting America Guide to Awards and Insignia.

Health & Safety at Camp

The health and well-being of every camper, leader, and staff member is a top priority at Cherokee Scout Reservation. Below is what you need to know to keep everyone safe during their time at camp.

MEDICAL SERVICES

- All first aid must be administered at the **Health Lodge** by the camp's Health Officer.
- Any illness or injury—no matter how minor—**must be reported** to the Health Officer.
- A **physician is on call 24/7**, and hospitals are within 30 minutes of camp.
- If a Scout becomes sick (cold, flu, etc.), they will be sent home and may return later (space permitting) through the **Provisional Unit** at no extra charge.
- Minor cuts and scrapes can be treated in the campsite with basic Scout first aid, but must be reported to the Health Lodge and recorded in the medical log.
- For non-critical hospital visits, a **unit leader will transport** the Scout, allowing camp staff to remain on-site.

MEDICATION HANDLING

- All medications must be kept locked and under adult supervision.
- You may:
 - Turn in medications to the Health Lodge, OR
 - Keep them in a leader-provided locked container in your campsite
- Medications must be in their original containers.
- Emergency meds (e.g. EpiPens, inhalers) may be carried by the Scout.
- Units handling their own meds must sign the Unit Leader **Medication Responsibility Form**.



SCOUTS LEAVING CAMP EARLY

- Campers may only leave with parent/guardian approval and must be signed out at the Headquarters Building.
- Adults must also sign in & sign out at the headquarters building.
- Use the official Early Release Form available at csr.camp/forms

INSURANCE

- All campers are covered by accident and sickness insurance provided by the Old North State Council.
- All incidents must be reported to the Health Officer so an official incident report can be filed.
- Questions? Contact Nita Grubbs at nita.grubbs@scouting.org or 336-378-9166.

Code of Conduct

At Cherokee Scout Reservation, we live the Scout Oath and Law. To ensure a safe, respectful, and memorable experience for all, the following policies apply to all Scouts, leaders, staff, and visitors.

BEHAVIOR & RESPECT

- All participants are expected to uphold the Scout Oath and Law at all times.
- **Bullying, harassment, or fighting** of any kind (including cyberbullying) is grounds for immediate dismissal from camp.
- **Graffiti, vandalism, or damaging camp property** is strictly prohibited and will result in repair costs and potential removal from camp.

FOOTWEAR & DRESS

- **Closed-toe & closed-heel shoes** are required at all times except at the waterfront or showers.
- **Aqua shoes** may be worn at the waterfront but are not suitable for general camp wear.
- **Flip-flops, crocs, or sandals** are not permitted outside of shower/waterfront areas.
- Uniforms should be worn properly and respectfully, per Scouting America safety guidelines.

GOLF CARTS & VEHICLES

- **Golf carts** are only allowed for medical needs and must be provided by the individual.
- Camp-owned golf carts are for staff use only.
- **Personal carts** must follow the official Golf Cart Use Policy (available online).
- **No passengers** may ride in the back of trucks or trailers.
- Vehicles may only enter camp:
 - Sunday or Wednesday (Check-In)
 - Wednesday or Saturday (Check-Out)
- All other times, vehicles must be parked in the main camp lot.



The following are strictly prohibited at CSR and any Scouting America activity:

PROHIBITED ITEMS

Firearms, weapons, and ammunition
(unless part of camp's supervised range and target activities)

Fireworks

Alcohol, illegal drugs, and marijuana

Tobacco and vaping products

If necessary, adult use is limited to the designated smoking area behind the Dining Hall

Bicycles

Anyone violating these policies may be removed from camp without refund.

FUEL & FIRE SAFETY

- Liquid fuels must be checked in and stored securely by the Quartermaster.
- Liquid fuel lanterns may only be used by adults, and never inside **tents or Adirondacks**.
- **Gasoline and kerosene** may not be stored in campsites.
- **No flames in tents**—this includes personal tents and Adirondacks.
 - Temporary signage is available from the HQ Building.

CLEANLINESS & SANITATION

- All showers, latrines, and wash stations must be kept clean.
- Trash bags are provided; regular pickups are scheduled.
- **Laundry facilities** are available in the central shower house.

CAMPSITE INSPECTIONS

- Campsites are **inspected daily** for safety, cleanliness, and compliance with camp rules.
- Your adult leader will be briefed on inspection criteria.
- **Personal tents** must be made of fire-retardant material and clearly labeled with “NO FLAME IN TENTS.”
- The same applies to **Adirondacks—no open flames** allowed at any time.

Be sure to have your site inspection-ready **before your Scouts leave** for activities each morning.



DEHYDRATION PREVENTION

Dehydration is the #1 preventable illness at camp.

Tips to keep Scouts safe:


- Start the day with extra **hydration**—you wake up already behind!
- Drink water **frequently**—even if you’re not thirsty.
- Eat well-balanced meals to support hydration and energy.
- Leaders should keep an eye out for signs of fatigue, headaches, or dizziness. Encourage all Scouts to carry and use a **refillable water bottle** throughout the day.

SUN PROTECTION

Summer sun exposure is a real risk—even on cloudy days or in shaded areas.

Required Sun Safety Practices:

- Use **broad-spectrum sunscreen** with SPF 30 or higher.
- Reapply sunscreen **every 2 hours**, after swimming, or if sweating.
- Wear a **hat, sunglasses**, and lightweight clothing that covers skin.
- Seek shade during peak sun hours when possible.



Leaders are encouraged to model sun-safe behavior to their Scouts.

VAUABLES

- Units should bring a **footlocker or lockable container** to secure valuables.
- The camp **is not responsible** for lost, damaged, or stolen items.
- Avoid bringing expensive or unnecessary electronics, jewelry, or gear.

Tent Damage Policy

Canvas wall tents are provided on wooden platforms for use during camp. While normal wear and tear is expected, any **intentional damage, negligent behavior, or misuse** resulting in damage will be the responsibility of the unit occupying the tent.



Examples of damage include:

- Writing or drawing on canvas or poles
- Cutting or tearing canvas
- Bending or breaking support poles
- Removing or damaging zippers and fasteners

If damage is found:

- Camp staff will document the issue
- Units may be charged for repair or replacement

To avoid unnecessary charges, please inspect your tents upon arrival and report any pre-existing damage to the camp staff immediately.

Adirondack Damage Policy

Adirondacks are permanent structures designed to improve comfort and convenience. With that comes a shared responsibility for their care.

Units will be held responsible for any damage caused by Scouts or leaders due to:

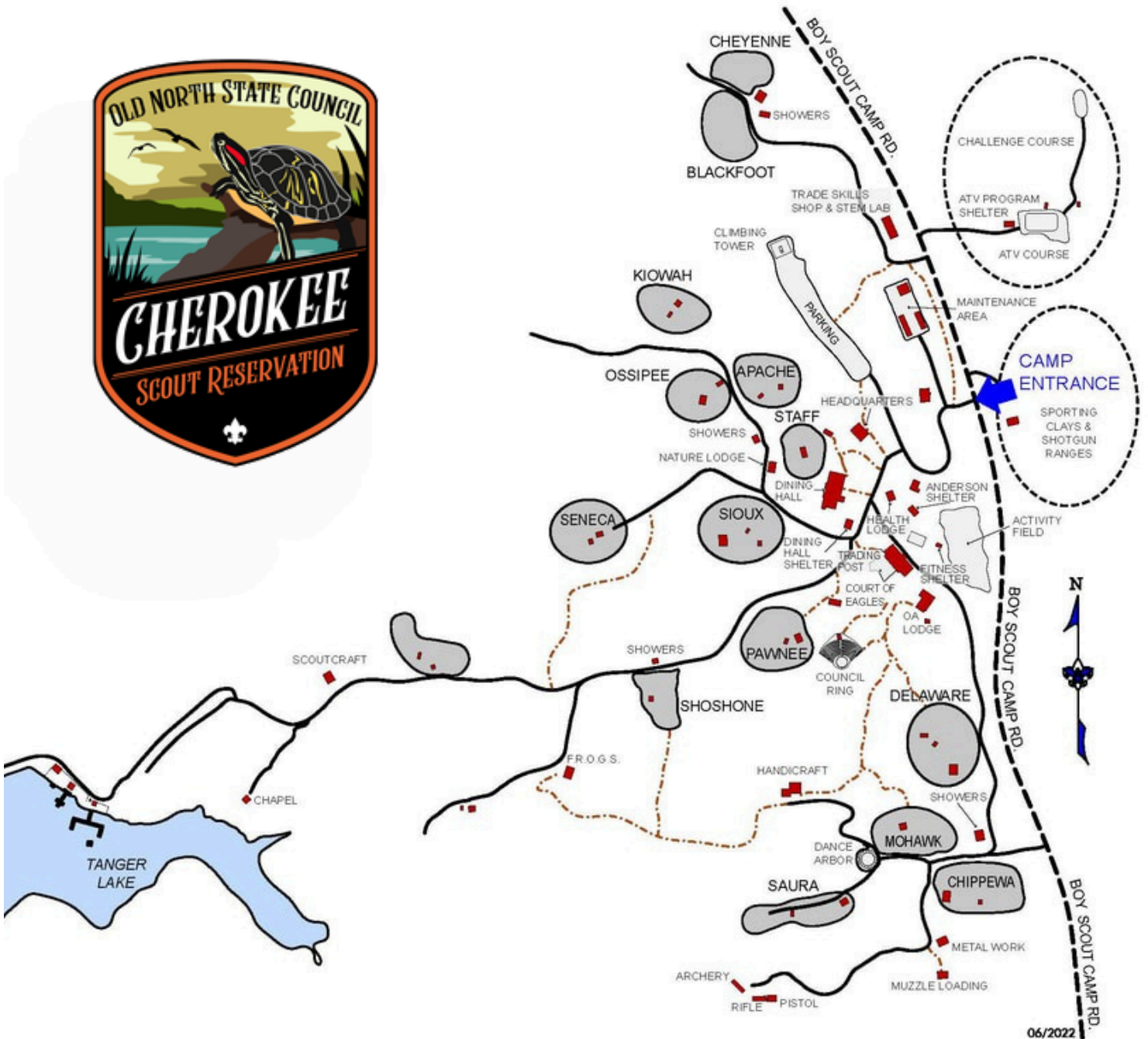
- Horseplay
- Vandalism
- Defacing interior or exterior walls
- Breaking or removing screens, windows, or fixtures

To prevent issues:

- Conduct a **unit inspection upon arrival** and notify staff of any prior damage
- Review expectations with Scouts regarding respecting camp property
- Ensure adult supervision in the campsites, especially in and around Adirondacks
- Camp staff will perform a final inspection prior to checkout. If damage is found and not previously reported, the unit will be invoiced for repairs.



Camp Map



06/2022

Cherokee Scout Reservation
 3296 Boy Scout Camp Road
 Yanceyville, NC 27379
 336-694-6440
www.csr.camp



Old North State Council, BSA
 1405 Westover Terrace
 Greensboro, NC 27408
 336-378-9166
www.bsaonsc.org